

# RESPIRATORY TREND REPORT

## Key Takeaways

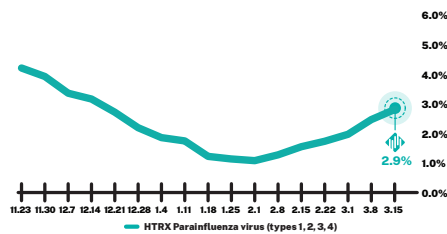
- ▶ Influenza virus positivity continues to decrease, down to 7.9% for the week ending March 15th, 2025 from 11.1% two weeks prior
- ▶ The seasonal coronaviruses (229E, NL63, OC43, and HKU1) have surpassed influenza virus in positivity, reaching 8.5% in this most recent week
- ▶ As influenza virus has fallen, Rhinovirus/Enterovirus positivity has risen, reaching 17.7% for the week ending March 15th, 2025

## HTRx Trend Update

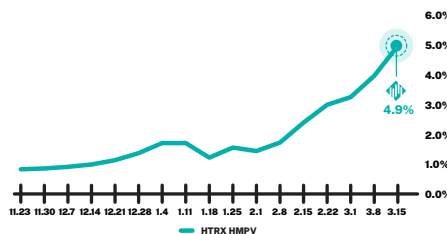
The decrease in influenza virus positivity has been primarily driven by decreases in influenza A virus detection. Of the 7.9% positivity rate for the week ending March 15th, 2025, influenza B virus made up 2.6% of cases while influenza A virus was responsible for the remainder. At the peak of influenza virus activity, influenza A virus was responsible for 22.0% of cases while influenza B virus was only 1.4%. While influenza virus activity is decreasing nationally, some states are still experiencing high levels of influenza virus activity, including New Hampshire (20.0%), Delaware (24.0%), New Jersey (15.0%) and Washington D.C. (16.1%).

We appear to be entering the spring respiratory virus season, where human metapneumovirus, parainfluenza virus, and rhinovirus/enterovirus become more prevalent. Human metapneumovirus is typically a mild respiratory infection that occurs in children, with re-infection occurring throughout life. This virus typically has peak infectivity in March, and it can cause acute asthma flare-ups both in children and adults<sup>1</sup>.

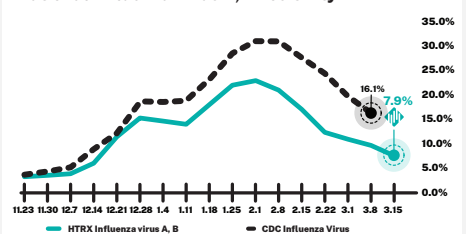
National Parainfluenza virus (types 1, 2, 3, 4) Positivity



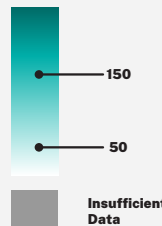
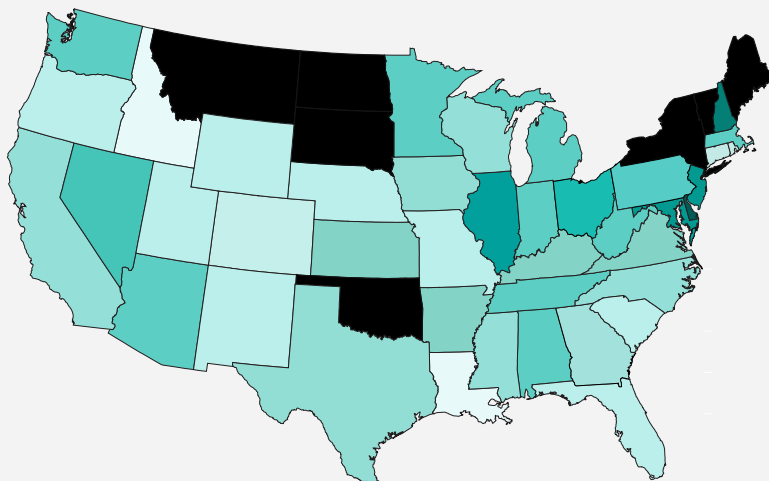
National Human Metapneumovirus Positivity



National Influenza Virus A,B Positivity



Positives per 1000 tests for Influenza virus A, B from 03/02/25 to 03/15/25



## Trending Up

- ▶ Human metapneumovirus
- ▶ Parainfluenza virus (types 1, 2, 3, 4)
- ▶ Rhinovirus/Enterovirus

## Trending Down

- ▶ Coronavirus (229E, NL63, OC43, HKU1)
- ▶ Influenza virus A, B
- ▶ Respiratory syncytial virus (RSV)

## Remaining Level

- ▶ Adenovirus
- ▶ COVID-19 Coronavirus (SARS-CoV-2)
- ▶ Enterovirus D68



Scan here to read the report online

1.Rudd PA, Thomas BJ, Zaid A, MacDonald M, Kan-O K, Rolph MS, Soorneedi AR, Bardin PG, Mahalingam S. Role of human metapneumovirus and respiratory syncytial virus in asthma exacerbations: where are we now? Clin Sci (Lond). 2017 Jun 30;131(14):1713-1721. doi: 10.1042/CS20160011. PMID: 28667069.

This report reflects observed trends in HealthTrackRx testing positivity data, does not convey medical advice, and is provided for informational purposes only. Individuals experiencing respiratory symptoms should consult with their healthcare provider.